

# Worksheets

www.barry4kids.net

6 +  
yrs old

## Little Ladybird seeks a Husband



To answer correctly all the questions in these worksheets you may like to read the book ***LITTLE LADYBIRD SEEKS A HUSBAND*** available as a paperback and an e-book at all Amazon sites and also at the **publisher's**. Talk with your teacher and your schoolmates about these worksheets and visit the children's website [www.barry4kids.net](http://www.barry4kids.net).

At pet dog Barry's website [www.barry4kids.net](http://www.barry4kids.net) you also have other **games**, **colouring** books, animal **masks**, **puppets**, **fun@maths** and a lot more activities to learn with fun and be one of the best at school.

# Worksheet 1

www.barry4kids.net



## Little Ladybird seeks a Husband

### Fill in the blanks:

1. When sweeping the \_\_\_\_\_, Little Ladybird found a gold \_\_\_\_\_.
2. She ran to her neighbour's \_\_\_\_\_ and knocked insistently at the \_\_\_\_\_.
3. Little Ladybird did not buy \_\_\_\_\_. She wanted to keep her slim \_\_\_\_\_.
4. Tell me, my friend, what should I \_\_\_\_\_ with that money?
5. With such a \_\_\_\_\_ you'd wake up all the children in the neighbourhood!
6. With such \_\_\_\_\_ one day you'd even eat me!
7. The \_\_\_\_\_ oinks and trots away.
8. Disappointed in not finding a \_\_\_\_\_, Little Ladybird continued to sing.
9. John the Rat said that the \_\_\_\_\_ festivities should begin.
10. When they arrived at the \_\_\_\_\_ Little Ladybird had no \_\_\_\_\_ bouquet.
11. A delicious aroma filled the \_\_\_\_\_ coming from the kitchen, and he had to taste what was \_\_\_\_\_.
12. Little Ladybird looks inside the cooking pot and burst into \_\_\_\_\_.
13. Poor Little Ladybird, after too much \_\_\_\_\_ she picked the wrong husband!

**Words missing:** *air, bridal, buy, cakes, choice, church, coin, cooking, door, figure, house, husband, kitchen, marriage, pig, tears, teeth, voice.*

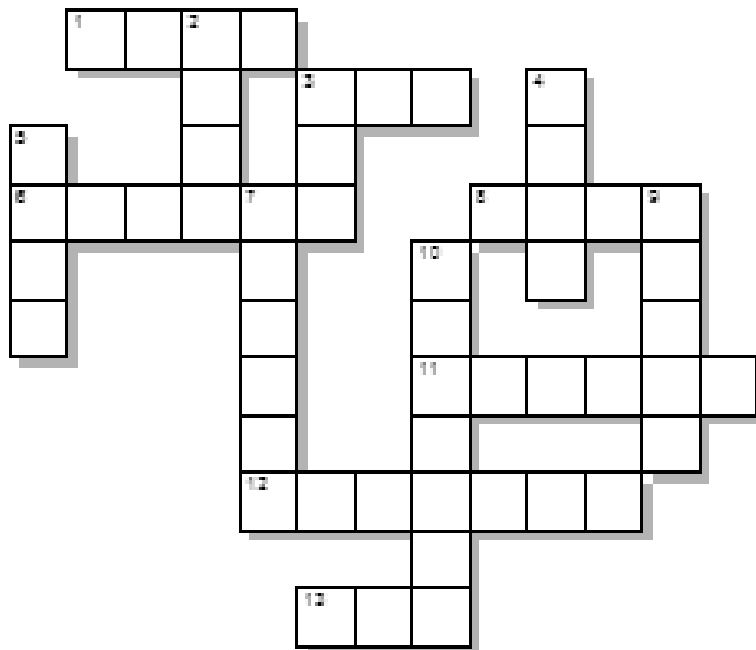
# Worksheet 2

www.barry4kids.net



## Little Ladybird seeks a Husband

### Crosswords



#### ACROSS

1. opposite for poor
3. animal that oinks
6. a ladybird is this kind of animal
8. opposite for fat
11. animal that brays
12. antonym for wife
13. man's best friend

#### DOWN

2. is made of flour, sugar and eggs
3. has a lid and serves to cook
4. male of the cow
5. cats run after them
7. we go there to pray and get married
9. serves to buy things
10. another word for ladybird



Name \_\_\_\_\_ Grade \_\_\_\_\_ Date \_\_\_\_/\_\_\_\_/\_\_\_\_

School \_\_\_\_\_ Teacher \_\_\_\_\_

# Worksheet 3

www.barry4kids.net



## Little Ladybird seeks a Husband

**Write the cause and effect for each sentence:**

1. Little Ladybird was sad because she lived alone.

**Cause:** \_\_\_\_\_

**Effect:** \_\_\_\_\_

2. Facebook had not yet been invented, so she had not yet met a charming husband.

**Cause:** \_\_\_\_\_

**Effect:** \_\_\_\_\_

3. She was so happy to find the gold coin that she ran to tell her neighbour about it.

**Cause:** \_\_\_\_\_

**Effect:** \_\_\_\_\_

4. Little Ladybird did not buy cakes because she wanted to keep her slim figure.

**Cause:** \_\_\_\_\_

**Effect:** \_\_\_\_\_

5. As the neighbour loved an extravagant lifestyle, she advised Little Ladybird to buy a dress and matching accessories.

**Cause:** \_\_\_\_\_

**Effect:** \_\_\_\_\_

Name \_\_\_\_\_ Grade \_\_\_\_\_ Date \_\_\_\_/\_\_\_\_/\_\_\_\_

School \_\_\_\_\_ Teacher \_\_\_\_\_

6. With such a voice the donkey would wake up all the children in the neighbourhood.

**Cause:** \_\_\_\_\_

\_\_\_\_\_

**Effect:** \_\_\_\_\_



7. Because the pig lived in a pigpen, he would not make a good husband to Little Ladybird.

**Cause:** \_\_\_\_\_

**Effect:** \_\_\_\_\_

8. When she remembered she had forgotten her bridal bouquet, John the Rat ran back home to get it.

**Cause:** \_\_\_\_\_

**Effect:** \_\_\_\_\_

9. A delicious aroma filled the air, so John the Rat could not resist to see what was inside the cooking pot.

**Cause:** \_\_\_\_\_

**Effect:** \_\_\_\_\_

10. He put his hand, then his arm, and he leaned so far over the pot that he fell inside.

**Cause:** \_\_\_\_\_

**Effect:** \_\_\_\_\_


# Worksheet 4

www.barry4kids.net



## Little Ladybird seeks a Husband

### Word Search



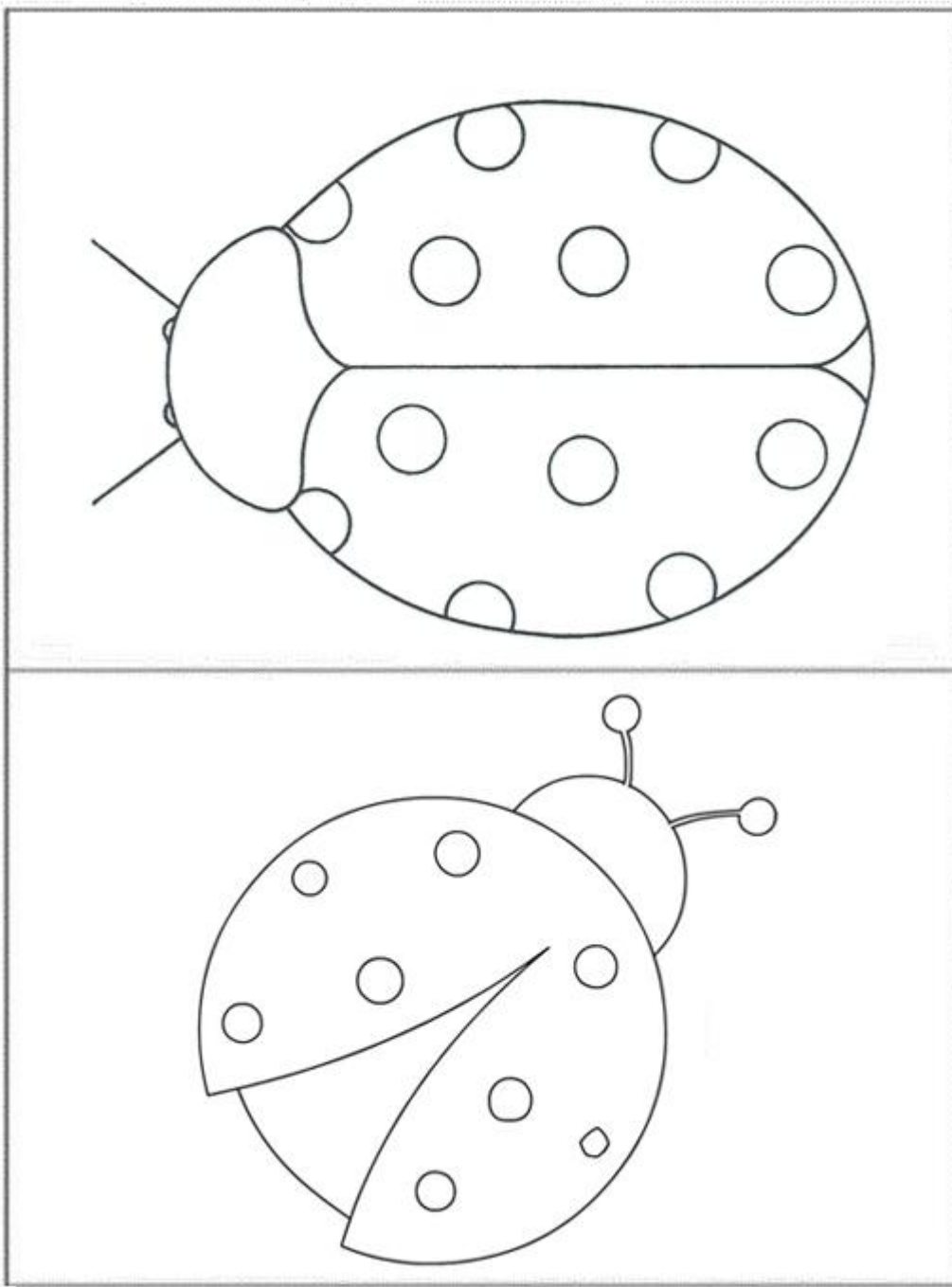
**List of Words:** *bull, church, dog, donkey, gluttony, insects, ladybird, marriage, neighbour, pig, rat, vanity.*

# Colouring page 1

[www.barry4kids.net](http://www.barry4kids.net)



## Little Ladybird seeks a Husband




# Colouring page 2

[www.barry4kids.net](http://www.barry4kids.net)



## Little Ladybird seeks a Husband






# Colouring page 3

[www.barry4kids.net](http://www.barry4kids.net)



## Little Ladybird seeks a Husband



# Hand Puppets

[www.barry4kids.net](http://www.barry4kids.net)



## Little Ladybird seeks a Husband

### Instructions

Puppets are a great tool you can use to stretch your imagination. Puppets can be made using any supplies you like. That's why there are different types of puppets: hand puppets and stick puppets, finger puppets, paper bag puppets, and even sock puppets.

Hand puppets demand a little work because you need to hand sew front and back felt pieces together. You may then ask an adult to help you. When your puppets are all done, you may start staging a performance at home, or at school, and invite your friends. In the next pages you'll find **templates** to create the main characters taken from [Little Ladybird seeks a Husband](#).

### Supplies you need for each puppet:

1. one A4 white cardboard sheet
2. Body and head: felt in the colours you like
3. Details (nose, ears, belly, others): pieces of scrap coloured felts. Make the eyes out of felt, or buy google eyes instead
4. Sewing needle and thread in the colours matching the felts; thimble
5. Fabric scissors
6. Black marker
7. Glue (optional)

### Instructions:

1. Print out the template(s) on a A4 white cardboard sheet.
2. Cut out the template with the scissors. Then cut out your puppet out of the felt. For some puppets length must be increased (*centimetres as shown on the template*) when cutting out of the felt. *Be careful with the scissors!*
3. Apply/sew the details (mouth, nose, eyes, etc.) to the front piece of the puppet.
4. Hand sew the front and the back pieces together.
5. Paint any final detail, for example whiskers or eyebrows.

# Hand Puppets

[www.barry4kids.net](http://www.barry4kids.net)



## Little Ladybird seeks a Husband

### Images and templates

Below you'll find images of felt hand puppets created for the characters of the children's play *Little Ladybird seeks a Husband*.

Click on each image to get the respective **template** and make your own hand puppet according to your imagination.

Have fun!

